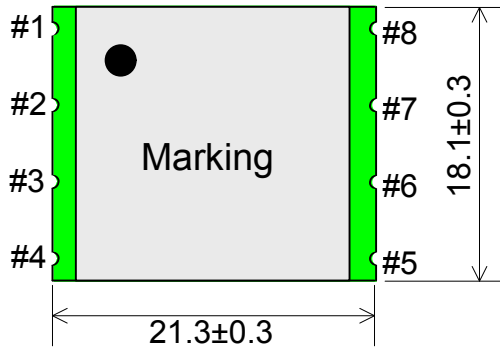
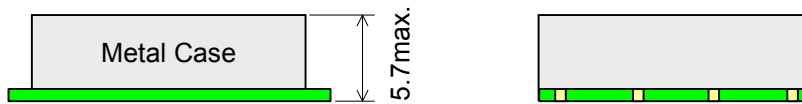


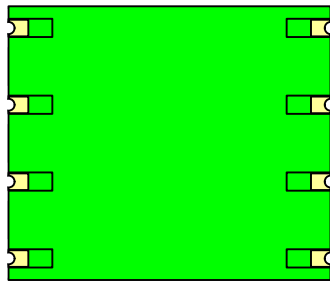
(Top View)



(Side View)



(Bottom View)

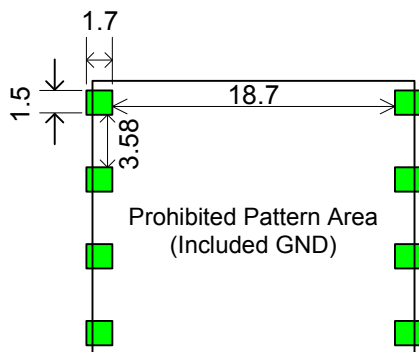


Terminal Connections

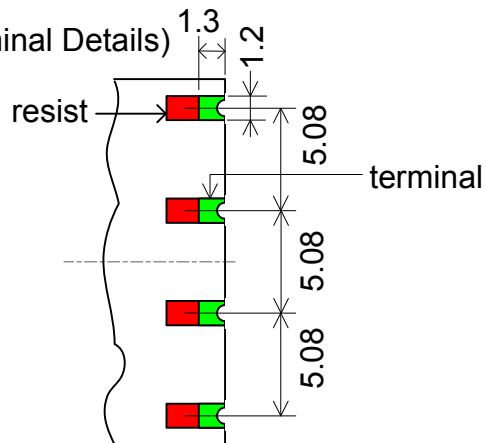
Terminal#	Connection
1	GND
2	GND
3	GND
4	Vc or NC
5	GND
6	GND
7	Output
8	Vcc or VDD

Pin#4 is NC for SPXO/TCXO

(Foot-print)



(Terminal Details)



[Unit:mm]